



# Trading platform Citadele

**Handy Trader** mobile app  
installation on iOS smartphones  
and tablets

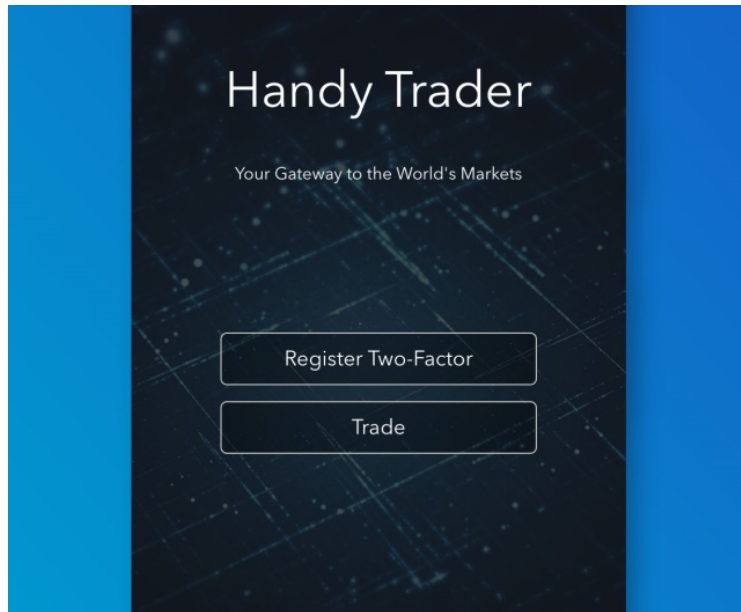
**More  
opportunities**

**=  
Citadele**

1. Download Handy Trader application

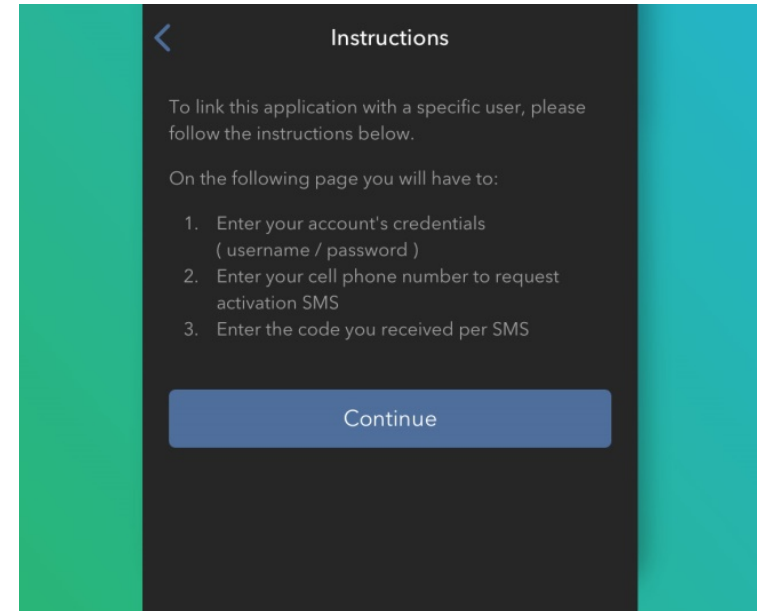


2. Launch Handy Trader



Tap  
**Register Two-Factor**

3. Read the instructions

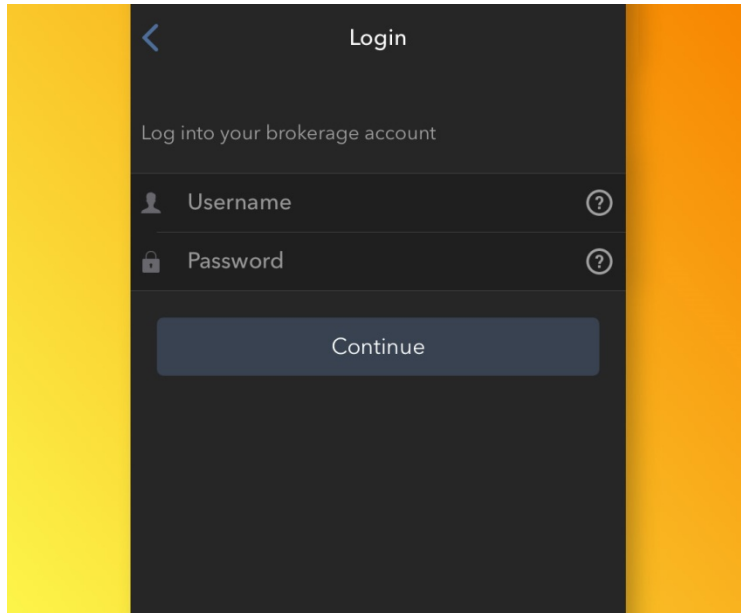


Read the instructions and tap **Continue**

**More  
opportunities**

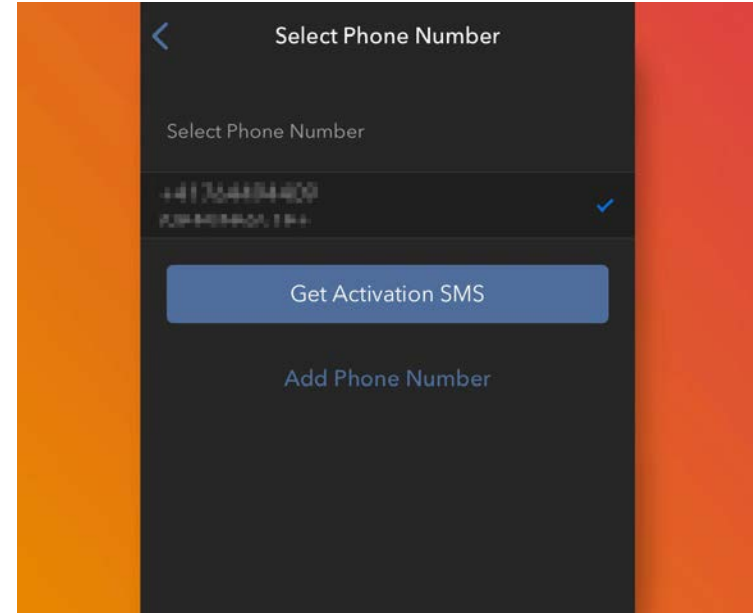
**Citadele**

#### 4. Enter information



Enter your Username and Password and tap **Continue**

#### 5. Review mobile phone number

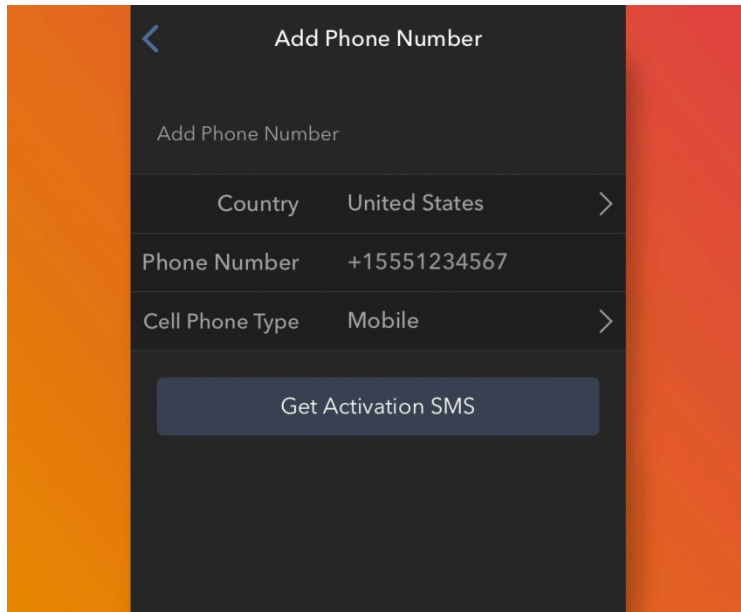


The default mobile phone number on record for your account will be already selected. If you are not able to receive text messages (SMS) on that number, you should choose a different one from the list (if applicable) or add a new one.

**More  
opportunities**

**=  
Citadele**

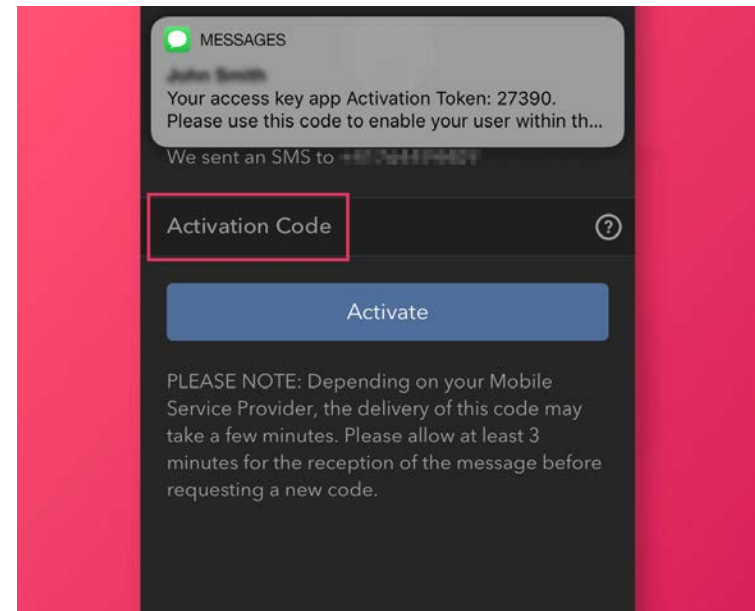
6. To add a new phone, tap **Add Phone number**, enter the new number and the correspondent country.



Once you have selected your preferred mobile number from the list or added the new mobile number, tap **Get Activation SMS**

## 7. Activate

You will receive an SMS message containing an Activation Token. Enter it in the Activation Code field. According to your phone operating system and hardware capabilities, you might be prompted to provide or define as well the security element to be used to secure the app (Fingerprint, Face ID, PIN).

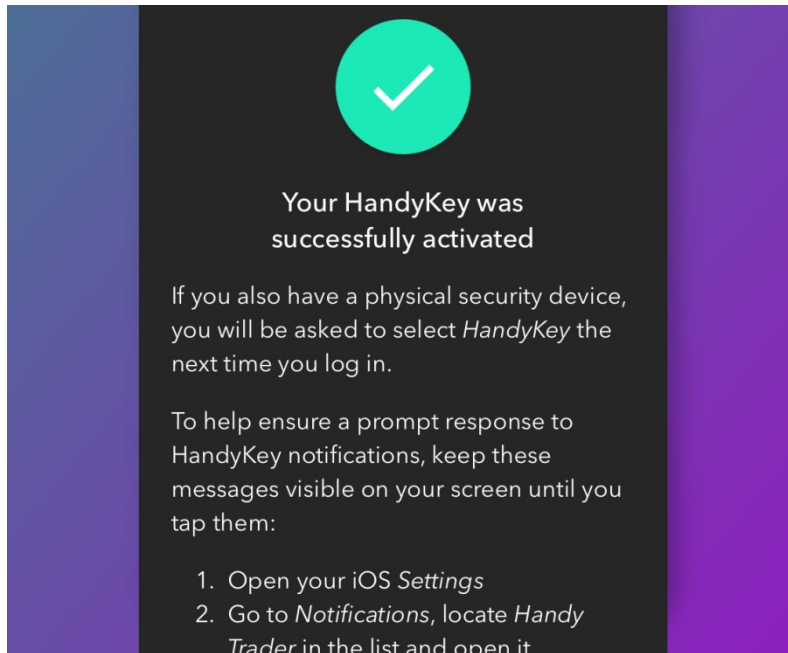


Once done, tap **Activate**

More  
opportunities

=  
Citadele

## 8. Confirmation Screen



If the activation has been successful, you will see a confirmation screen.  
Tap **Done** to finalize the procedure.

## 9. Notes

- ✓ You must enter your phone number without your country's trunk prefix and only enter numbers without any spacing or special characters.
- ✓ If using an iPhone X, please make sure the following conditions are met in order to use Handy Trader with the iPhone's Face ID technology:
  - The Handy Trader app on the phone is a new download from the App Store and not synced from the old phone via iTunes or iCloud backup.
  - The Face ID is enabled to unlock the iPhone (iPhone Unlock is switched to ON/Green in the Face ID & Passcode menu within the Settings app on your phone).

**More  
opportunities**

**=  
Citadele**