



Trading platform Citadele

HandyKey mobile app installation
on Android smartphones and
tablets

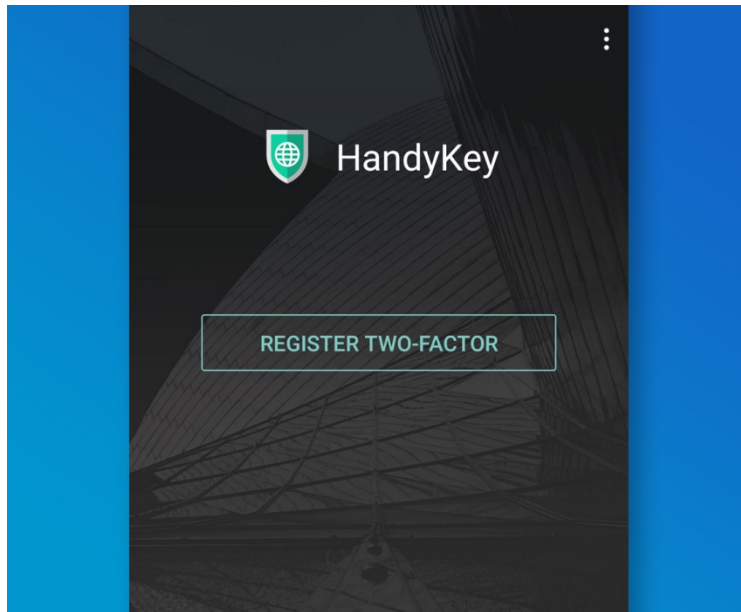
**More
opportunities**

**≡
Citadele**

1. Download HandyKey application

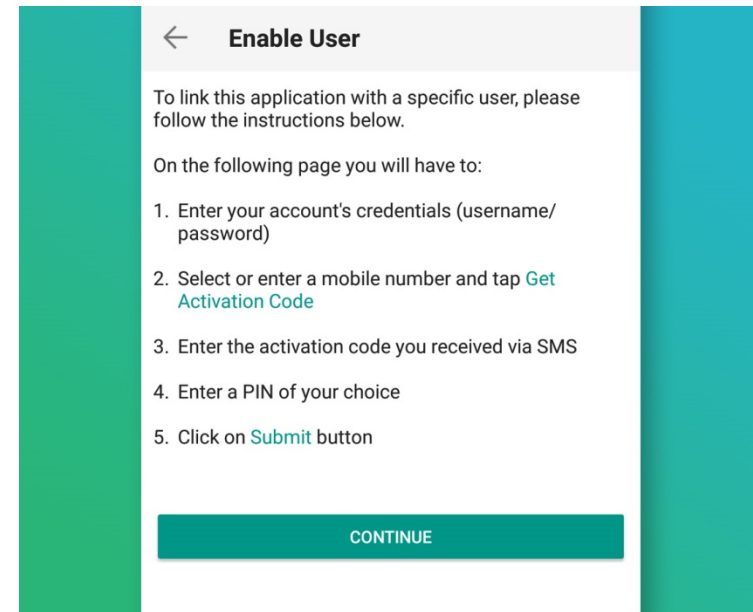


2. Launch HandyKey



Tap
Register Two-Factor

3. Read the instructions

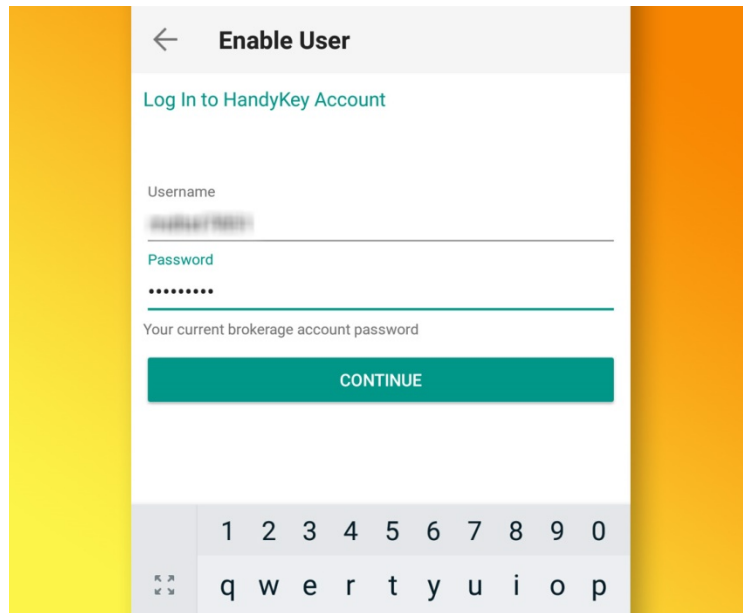


Read the instructions and tap **Continue**

**More
opportunities**

**≡
Citadele**

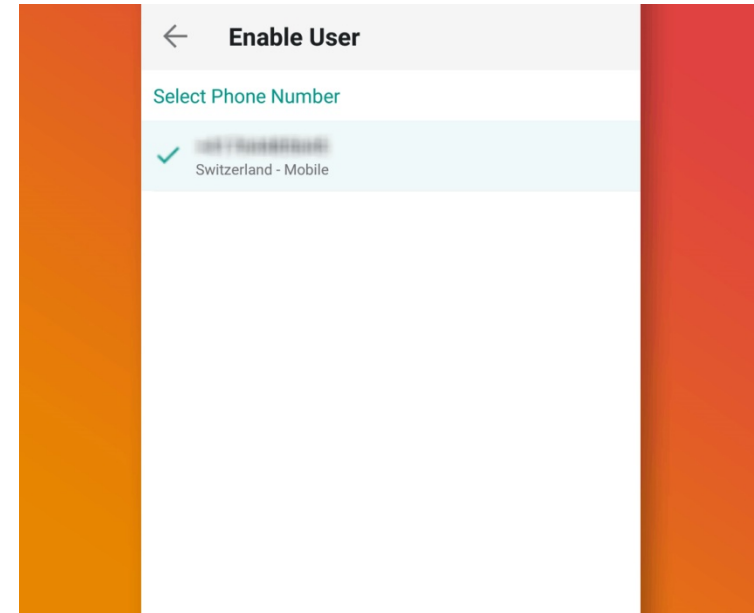
4. Enter information



The screenshot shows the 'Enable User' screen with a back arrow and the title 'Enable User'. Below the title is the heading 'Log In to HandyKey Account'. There are three input fields: 'Username' with a blurred value, 'Password' with masked characters (dots), and 'Your current brokerage account password'. A teal 'CONTINUE' button is positioned below the password fields. At the bottom, a virtual keyboard is visible with numbers 1-0 and letters q-w-e-r-t-y-u-i-o-p.

Enter your Username and Password and tap **Continue**

5. Review mobile phone number



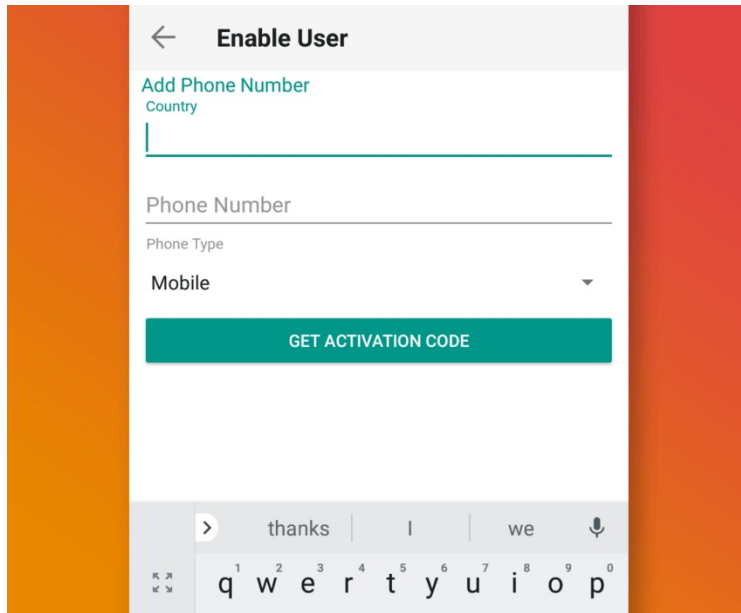
The screenshot shows the 'Enable User' screen with a back arrow and the title 'Enable User'. Below the title is the heading 'Select Phone Number'. A list of phone numbers is displayed, with the first one, '078 7 848484848', selected and highlighted in light blue. A green checkmark is visible to the left of the selected number. Below the list, the text 'Switzerland - Mobile' is visible.

The default mobile phone number on record for your account will be already selected. If you are not able to receive text messages (SMS) on that number, you should choose a different one from the list (if applicable) or add a new one.

**More
opportunities**

**≡
Citadele**

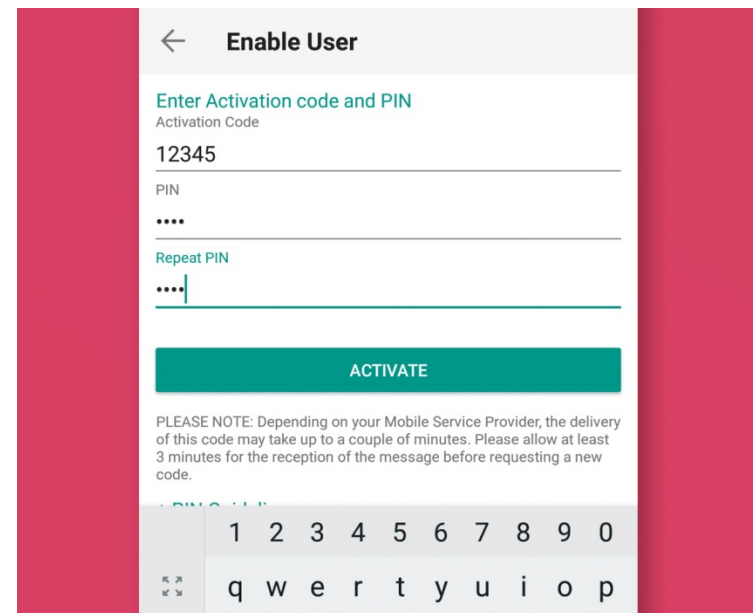
6. To add a new phone, tap **Add Phone number**, enter the new number and the correspondent country.



Once you have selected your preferred mobile number from the list or added the new mobile number, tap **Get Activation SMS**

7. Activate

You will receive an SMS message containing an Activation Token. Enter it in the Activation Code field. According to your phone operating system and hardware capabilities, you might be prompted to provide or define as well the security element to be used to secure the app (Fingerprint, Face ID, PIN).

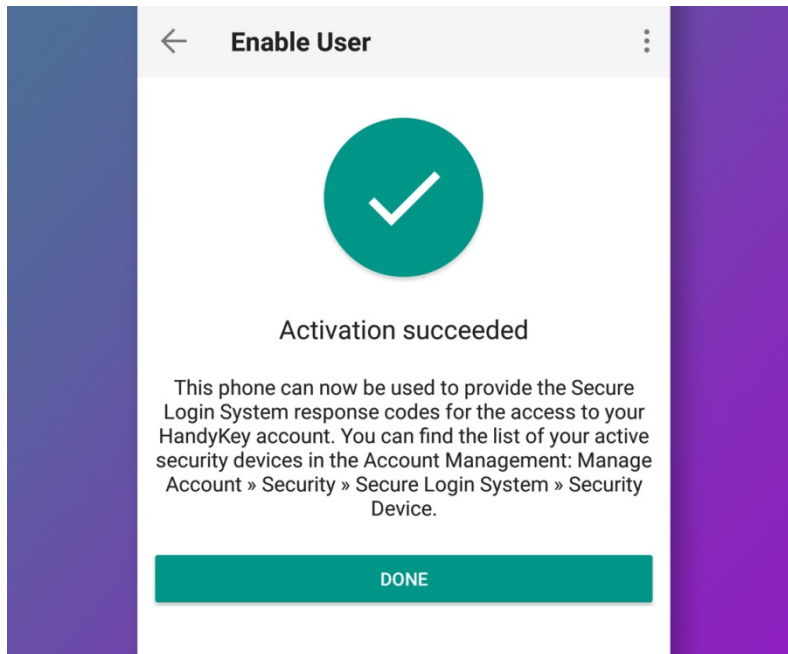


Once done, tap **Activate**

More
opportunities

≡
Citadele

8. Confirmation Screen



If the activation has been successful, you will see a confirmation screen.
Tap **Done** to finalize the procedure.

9. Notes

- ✓ You must enter your phone number without your country's trunk prefix and only enter numbers without any spacing or special characters.

**More
opportunities**

**=
Citadele**